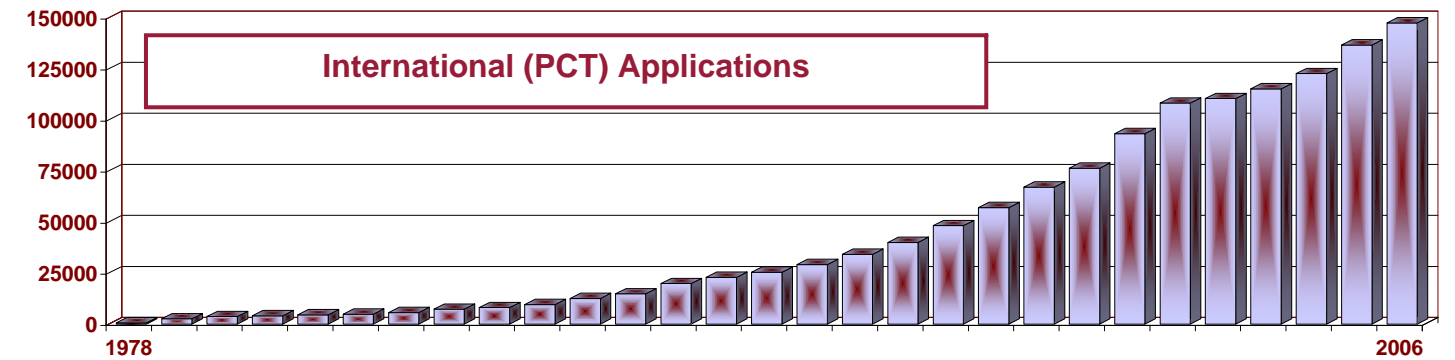


# European Patent Team International (PCT) Applications

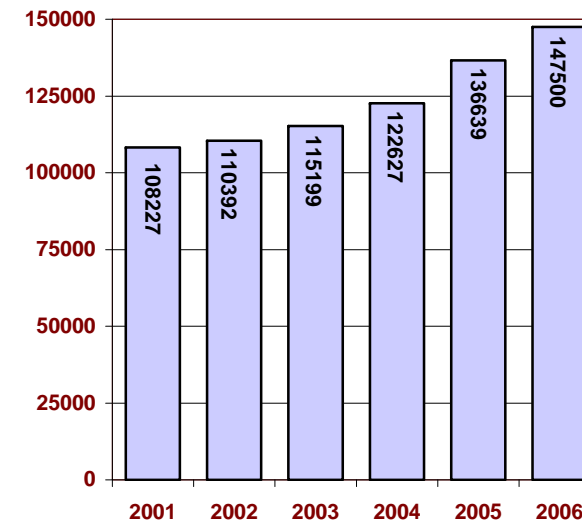
**HASELTINE LAKE**  
EUROPEAN PATENT & TRADE MARK ATTORNEYS

TOP PCT APPLICANTS (APPLICATIONS PUBLISHED IN 2006)					
2006 Ranking	Change in Ranking from 2005	Applicant	Country	PCT Applns Published 2006	Change Compared with 2005
1	0	PHILIPS	NL	2495	3
2	0	MATSUSHITA	JP	2344	324
3	0	SIEMENS	DE	1480	81
4	0	NOKIA	FI	1036	137
5	0	ROBERT BOSCH	DE	962	118
6	+2	3M	US	727	122
7	0	BASF	DE	714	58
8	+11	TOYOTA	JP	704	305
9	-3	INTEL	US	690	-6
10	-1	MOTOROLA	US	637	57
11	+6	MITSUBISHI DENKI	JP	616	178
12	+9	QUALCOMM	US	608	229
13	+24	HUAWEI	CN	575	326
14	-1	ERICSSON	SE	572	61
15	+9	FUJITSU	JP	571	213
16	+12	LG ELECTRONICS	KR	567	238
17	+1	E.I. DUPONT DE NEMOURS	US	523	100
18	+5	HEWLETT-PACKARD	US	509	150
19	-7	HONEYWELL	US	508	-11
20	-6	SAMSUNG ELECTRONICS	KR	505	22

October 2007



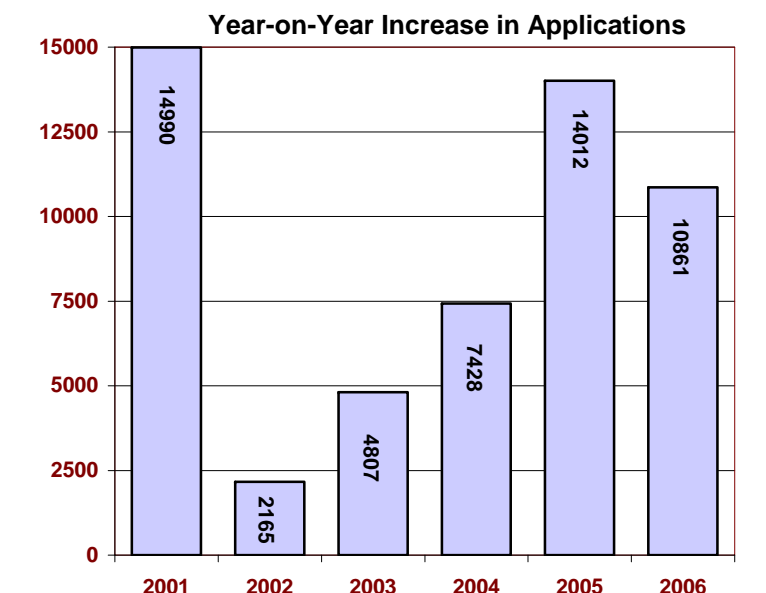
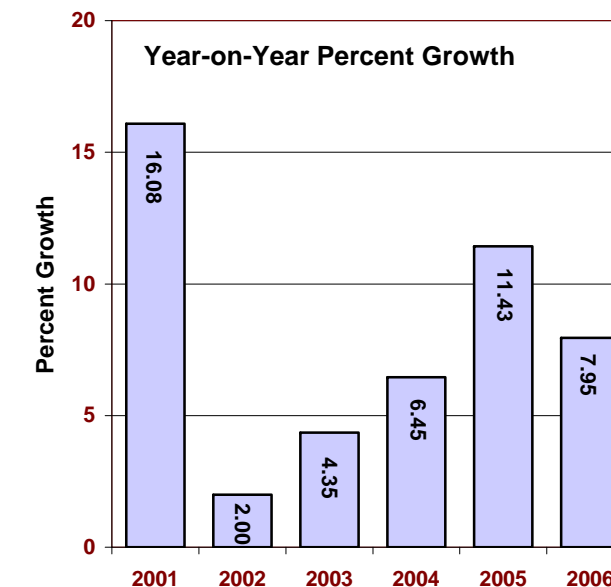
TOP PCT FILING COUNTRIES						
Country	2002	2003	2004	2005	2006	% Growth over 2005
USA	41296	41029	43350	46772	50089	7.1%
Japan	14063	17414	20264	24864	26906	8.2%
Germany	14326	14662	15216	16009	16866	5.4%
France	5089	5171	5185	5745	6109	6.3%
South Korea	2520	2949	3558	4687	5935	26.6%
United Kingdom	5376	5206	5026	5077	5064	-0.3%
Netherlands	3977	4479	4284	4514	4452	-1.4%
China	1018	1295	1706	2499	3910	56.5%
Switzerland	2755	2861	2899	3285	3488	6.2%
Sweden	2990	2612	2851	2877	3312	15.1%
Italy	1982	2163	2189	2346	2721	16.0%
Canada	2260	2270	2104	2315	2470	6.7%
Australia	1759	1680	1837	1994	1989	-0.3%
Finland	1762	1557	1672	1891	1863	-1.5%
Israel	1174	1129	1227	1456	1584	8.8%
All Others	8045	8722	9259	10308	10742	4.2%
<b>Total</b>	<b>110392</b>	<b>115199</b>	<b>122627</b>	<b>136639</b>	<b>147500</b>	<b>7.9%</b>



**Overall Growth Almost 8% in 2006**

Since the inception of the PCT system in 1978 the number of International (PCT) applications being filed year by year has maintained an unbroken record of growth. The number of PCT applications filed in 2006, the last full year for which statistics are available, was over 147,000. This represents over 10,000 applications more than 2005, or 7.95% growth in comparison with 2005, corresponding to the average growth of the preceding five years.

On the basis of information so far available for 2007, the trend of growth in International applications looks set to continue.



[epteam@haseltinlake.com](mailto:epteam@haseltinlake.com)

[www.haseltinlake.com](http://www.haseltinlake.com)

London: Lincoln House, 5<sup>th</sup> Floor, 300 High Holborn, London WC1V 7JH  
Tel: +44 (0) 207 611 7900 Fax: +44 (0) 207 611 7901

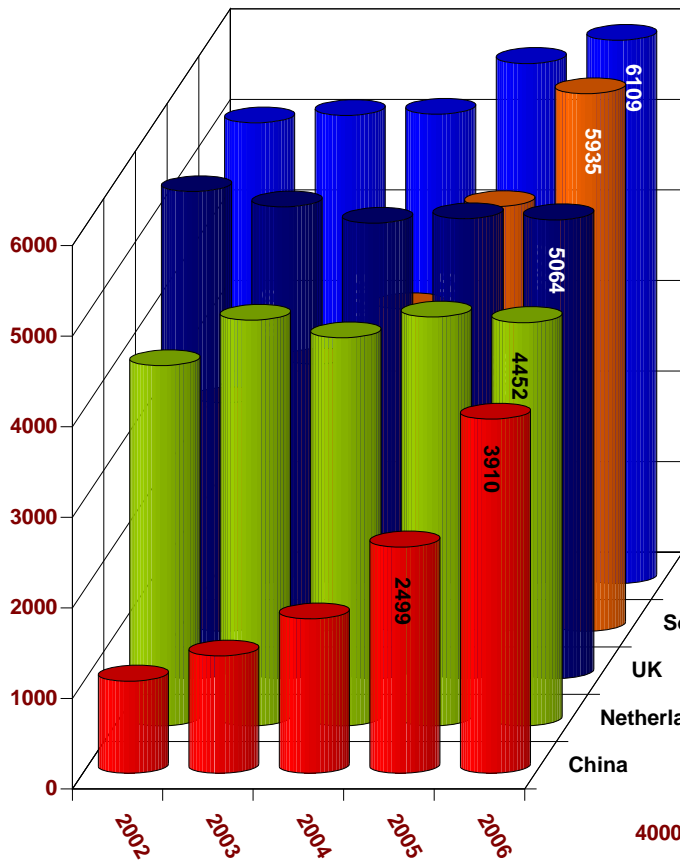
Leeds: West Riding House, 67 Albion Street, Leeds LS1 5AA  
Tel: +44 (0) 113 233 9400 Fax: +44 (0) 113 233 9401

Munich: Theatinerstrasse 3, D-80333 Munich, Germany  
Tel: +49 (0) 89 6227 1760 Fax: +49 (0) 89 485 686

Bristol: Redcliff Quay, 120 Redcliff Street, Bristol BS1 6HU  
Tel: +44 (0) 117 910 3200 Fax: +44 (0) 117 910 3201

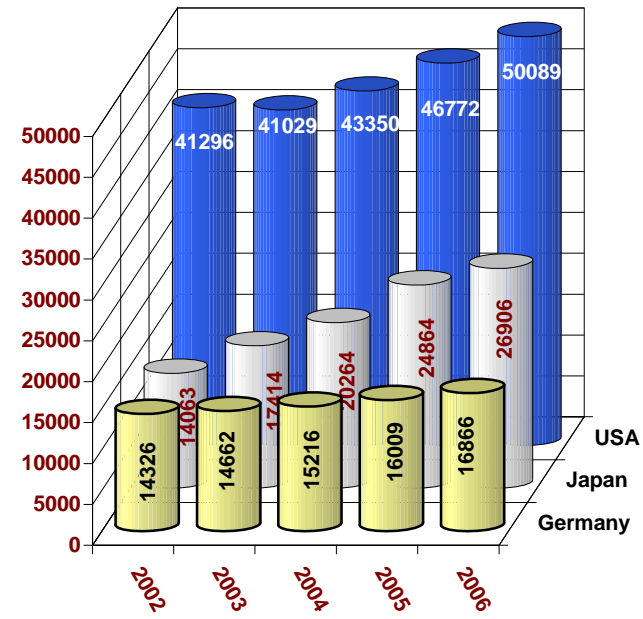
Applicants from the USA are by far the greatest users of the PCT: US applicants consistently file most International (PCT) applications per year, followed by Japanese applicants and then by German applicants.

The number of applications filed by Japanese applicants has shown particularly consistent growth recently, almost doubling in four years. The number of applications filed by US applicants grew by around 25% in the same period. Germany, by far the most significant filer of PCT applications after Japan and USA, has shown much less growth.



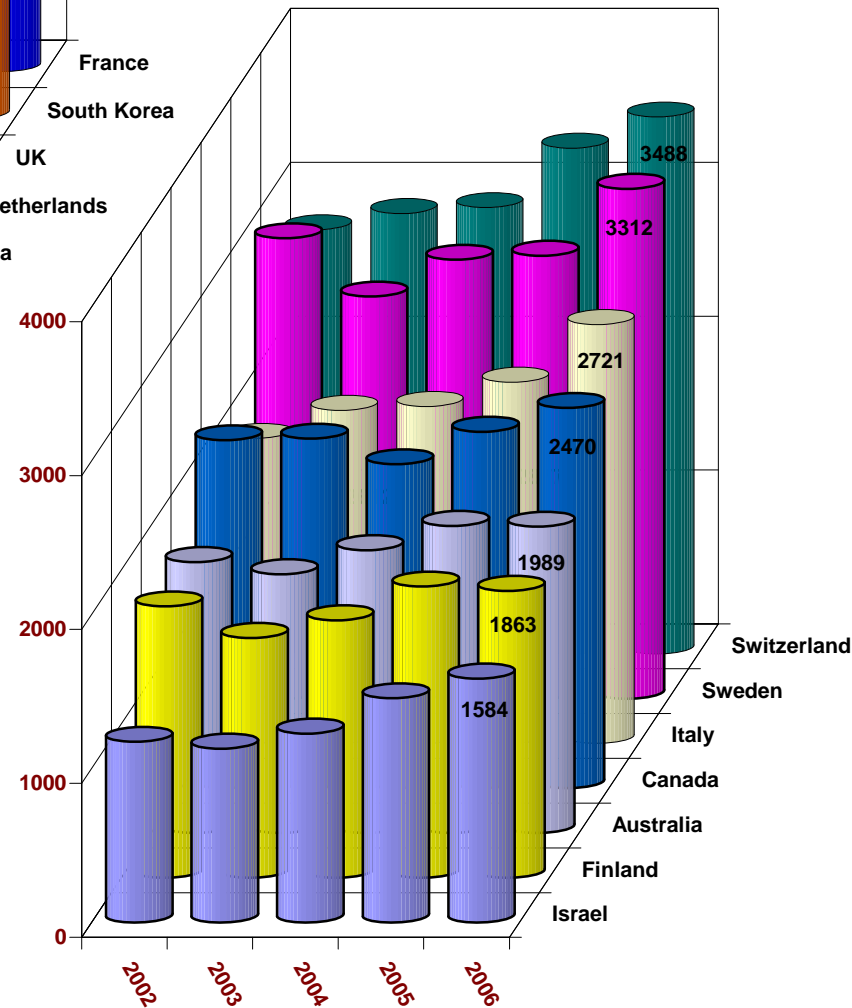
Country	Growth (%)
USA	7.1%
Japan	8.2%
Germany	5.4%
France	6.3%
South Korea	26.6%
UK	-0.3%
Netherlands	-1.4%
China	56.5%
Switzerland	6.2%
Sweden	15.1%
Italy	16.0%
Canada	6.7%
Australia	-0.3%
Finland	-1.5%
Israel	8.8%
All Others	4.2%
<b>Total</b>	<b>7.9%</b>

### USERS OF THE PCT

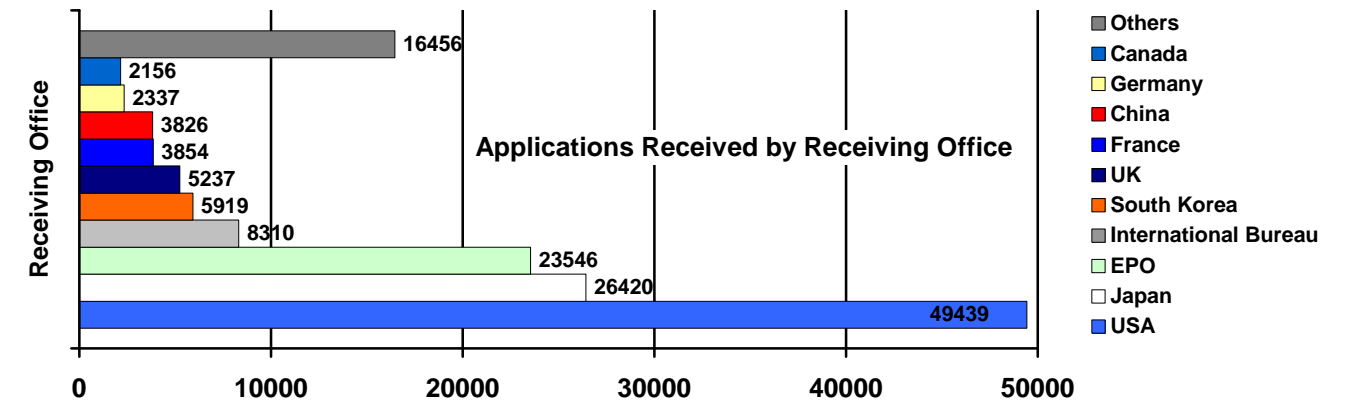


Filings of International (PCT) applications by applicants from the top filing countries after the USA, Japan and Germany have also grown in numbers.

Applications from China grew most strongly in percentage terms in 2006, and South Korea became one of the top five PCT filing countries.



### PROVIDERS OF PCT SERVICES



The European Patent Office (EPO) is a key part of the PCT system. It can be considered to be the most significant provider of PCT services to applicants, not only as a Receiving Office but in particular as an International Search (ISA) and Preliminary Examination (IPEA) Authority. In 2006, the EPO received 16% of all PCT applications (less than the 33.5% received by the USPTO and 17.9% by the JPO). However, as ISA, the EPO carried out 47.9% of all International searches in 2006, compared to 19.7% by the USPTO and 17.2% by the JPO. Though the numbers of International Preliminary Examinations continue to fall, the EPO carried out 54.25% of all such examinations in 2006, compared to 16.9% of the USPTO and 12.3% by the JPO.

