

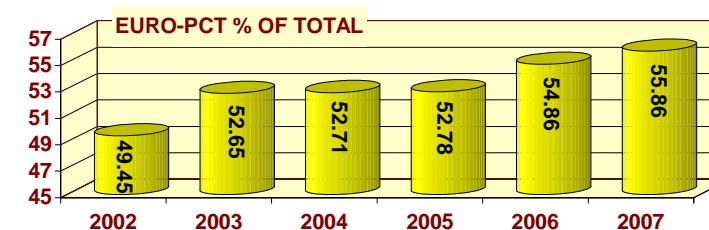
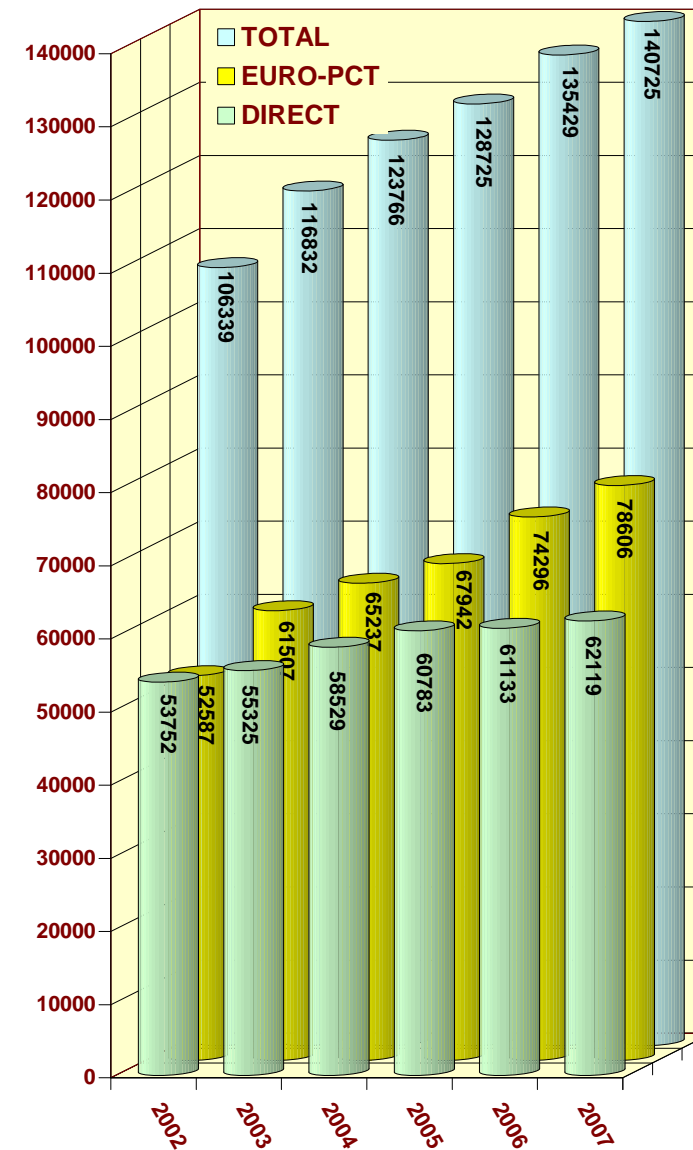
European Patent Team Newsletter



August 2008

European Patent Office Annual Report – Continued Growth

The recently issued EPO Annual Report for 2007 indicates that the trend of growth in the total number of European patent applications filed was maintained yet again and another new record high achieved in 2007. The growth continued to be driven mainly by Euro-PCT applications.



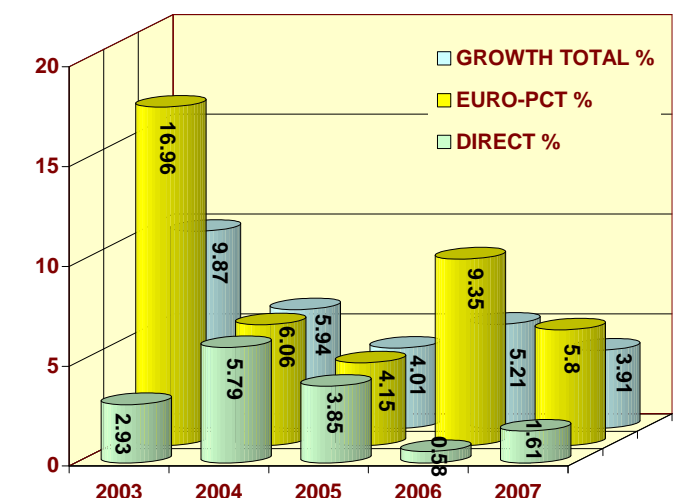
Overall Growth

Another new record number of European patent applications was filed in 2007.

The total number of European patent applications filed in 2007 increased over the 2006 level by about 5000 applications, growth of just under 4%. This is slightly less than growth in the previous year.

Euro-PCT applications again accounted for most of the increase in the total number of applications, continuing the trend of earlier years. Euro-PCT applications (i.e. International applications designating the European Patent Office which actually entered the European regional phase at the EPO in the year concerned) grew by around 5.8% compared to 2006. Euro-PCT applications for the first time accounted for over 50% of total European patent applications filed in 2003. In 2007 they accounted for almost 56%.

Direct European applications again grew only slightly in 2007 – around 1.6%.



- 34 Contracting states -
Member countries of the European patent system

- AT Austria
- BE Belgium
- BG Bulgaria
- CH Switzerland
- CY Cyprus
- CZ Czech Republic
- DE Germany
- DK Denmark
- EE Estonia
- ES Spain
- FI Finland
- FR France
- GB United Kingdom
- GR Greece
- HR Croatia
- HU Hungary
- IE Ireland
- IS Iceland
- IT Italy
- LI Liechtenstein
- LT Lithuania
- LU Luxembourg
- LV Latvia
- MC Monaco
- MT Malta
- NL Netherlands
- NO Norway
- PL Poland
- PT Portugal
- RO Romania
- SE Sweden
- SI Slovenia
- SK Slovakia
- TR Turkey

- 4 Extension states -

- AL Albania
- BA Bosnia-Herzegovina
- MK former Yugoslav Rep of Macedonia
- RS Serbia

- Top Filing Countries - European Patent Applications 2007 (2006)

Rank	Country	Filings
1 (1)	US	35588(34794)
2 (2)	Germany	25176(24806)
3 (3)	Japan	22887(22144)
4 (4)	France	8328(8051)
5 (5)	Netherlands	6999(7360)
6 (6)	Switzerland	5805(5503)
7 (7)	United Kingdom	4979(4722)
8 (8)	South Korea	4934(4595)
9 (9)	Italy	4392(4173)
10 (10)	Sweden	2733(2548)
11 (11)	Canada	2074(1953)
12 (13)	Finland	2045(1674)
13 (12)	Belgium	1900(1842)
14 (14)	Denmark	1408(1246)
15 (15)	Austria	1379(1146)
16 (16)	Spain	1283(1101)
17 (20)	China	1145(719)
18 (18)	Israel	1039(911)
19 (17)	Australia	1000(977)
20 (19)	Taiwan	758(765)
21 (21)	Norway	442(392)
22 (23)	Ireland	415(349)
23 (22)	India	383(369)
24 (24)	Barbados	358(342)
25 (26)	Luxembourg	251(203)

- Top 25 Companies - by European Patent Applications filed in 2007 (2006)

Rank	Filings	Company
1 (1)	3222 (4425)	Philips*
2 (2)	2478 (2355)	Samsung Electronics
3 (3)	1850 (2319)	Siemens
4 (5)	1474 (1459)	BASF
5 (4)	1395 (1529)	Matsushita Electric
6 (7)	1166 (1093)	Robert Bosch
7 (6)	1080 (1214)	LG Electronics
8 (8)	929 (1088)	Sony
9 (9)	873 (882)	Nokia
10 (13)	819 (644)	Fujitsu
11 (12)	809 (740)	Mitsubishi
12 (10)	773 (768)	General Electric
13 (11)	755 (747)	Hitachi
14 (16)	709 (591)	Honeywell
15 (-)	670 (-)	NXP*
16 (-)	669 (-)	Qualcomm
17 (-)	659 (-)	Toyota
18 (14)	641 (604)	Bayer
19 (22)	632 (505)	IBM
20 (15)	631 (601)	3M
21 (18)	575 (543)	Alcatel Lucent
22 (24)	550 (485)	Ericsson
23 (-)	540 (-)	Fujifilm
23 (24)	540 (485)	Canon
25 (23)	522 (492)	RIM

Top 25 Companies by European Patent Grants in 2007

Rank	Grants	Company	Rank	Grants	Company
1	835	Siemens	14	322	Seiko Epson
2	665	Robert Bosch	15	299	Honda
3	621	Matsushita Electric	16	268	Hitachi
4	619	Philips	17	265	STMicroelectronics
5	594	Alcatel Lucent	18	263	3M
6	464	Samsung Electronics	19	262	Toyota
7	443	Ericsson	20	254	Fujitsu
8	420	Canon	21	253	Sumitomo
9	381	Sony	22	252	Fujifilm
10	366	BASF	23	242	Infineon
11	356	Mitsubishi	24	241	Hewlett-Packard
12	341	General Electric	25	225	NEC
13	324	Nokia			

* NXP was part of Philips until 2007

epteam@haseltinlake.com

www.haseltinlake.com

London: Lincoln House, 5th Floor, 300 High Holborn, London WC1V 7JH
Tel: +44 (0) 207 611 7900 Fax: +44 (0) 207 611 7901

Leeds: West Riding House, 67 Albion Street, Leeds LS1 5AA
Tel: +44 (0) 113 233 9400 Fax: +44 (0) 113 233 9401

Munich: Theatinerstrasse 3, D-80333 Munich, Germany
Tel: +49 (0) 89 6227 1760 Fax: +49 (0) 89 485 686

Bristol: Redcliff Quay, 120 Redcliff Street, Bristol BS1 6HU
Tel: +44 (0) 117 910 3200 Fax: +44 (0) 117 910 3201

